

## SHUTTER MODE

Continuous shooting settings can be adjusted.

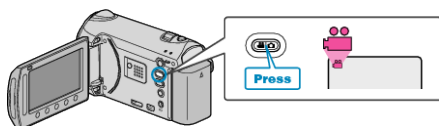
Setting	Details
RECORD ONE SHOT	Records one still image.
CONTINUOUS SHOOTING	Records still images continuously while the SNAPSHOT button is pressed.


### Memo:


- You can change the continuous shooting speed with CONT. SHOOTING SPEED in the basic settings menu.
- Performing continuous shooting while video recording is in progress switches the mode to “LOW SPEED” temporarily.
- The size of the still image that is captured in the video mode is 3200 x 1800.
- Some SD cards may not support continuous shooting.
- The continuous shooting speed will drop if this function is used repeatedly.

## Displaying the Item

- 1 Select video mode.



- 2 Touch  to display the menu.



- 3 Select “SHUTTER MODE” and touch .

