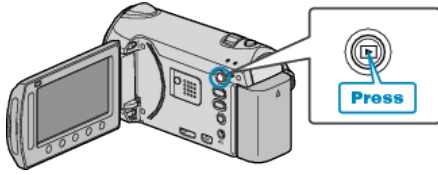


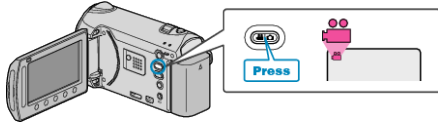
Playing Back Playlists

Play back the playlists that you have created.


1 Select the playback mode.



2 Select video mode.



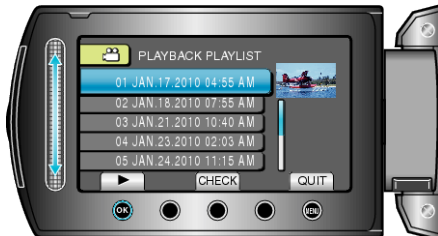
3 Touch MENU to display the menu.



4 Select "PLAYBACK PLAYLIST" and touch OK .



5 Select the desired playlist and touch OK to start playback.



- Touch "CHECK" to check the content of the selected playlist.
- To exit the playback, touch MENU .

Creating Playlists : _____