

SEAMLESS RECORDING

Automatically switches to a different media and continues recording when the remaining space on the current recording media runs out.

For example, when the remaining space on the SD card runs out during recording, the recording continues on the built-in memory without stopping.

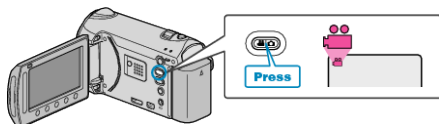
Setting	Details
OFF	Does not switch recording media automatically.
ON	Switches recording media automatically.


Memo:


- Seamless recording cannot be performed if there is not enough free space in the built-in memory or SD card.
- The seamless recording setting switches to “OFF” automatically after seamless recording is complete.
- To start seamless recording again after the previous session is complete, it is necessary to combine seamless videos, or delete the combination information of the seamless videos.

Displaying the Item

- 1 Select video mode.



- 2 Touch  to display the menu.



- 3 Select “SEAMLESS RECORDING” and touch .

