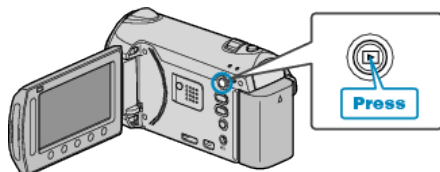


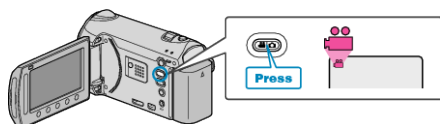
Capturing a Still Image in the Video during Playback

You can capture still images of the scenes you like in the recorded videos.

1 Select the playback mode.



2 Select video mode.



3 Select the desired video and touch \odot .

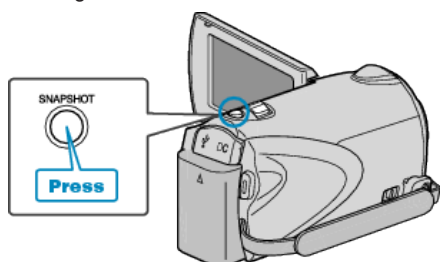


4 Touch pause at the desired scene during playback.



- After pausing the video, you can fine-tune the point to capture by using the forward slow-motion \blacktriangleright and reverse slow-motion \blacktriangleleft operation buttons.

5 Capture a still image.



Memo:

- Still images are captured with a size of 1920x1080.
- Captured still images are stored in the media specified in "REC MEDIA FOR IMAGE".